





Both switches in the up position for Ford/Chrysler

For GM - #1 toggle is down, # 2 toggle is up.

Both switches in the down position for VDO

For Universal/Stewart Warner - #1 toggle is down,
2 toggle is up.

| Fuel Selector Switch Position | | |
|---------------------------------|---|---------------------------|
| Manufacturer | Switch Position | Ohm Range (Empty to Full) |
| Ford/ Chrysler |  | 73-10 OHM |
| GM |  | 0-90 OHM |
| VDO |  | 10-180 OHM |
| Universal/ Stewart Warner |  | 240-33 OHM |